




Ergonomic mats, Basic Bubble and Basic Smooth



115-1149



115-1202

These mats are made of lower density polyurethane and provide an ergonomic and anti-fatigue profile. Bubble mats are designed for dry, non critical environments, reducing trip hazards, body aches, quality issues and sick leave. The smooth, flat mats are ideal for dry, non critical environments where sitting and standing work areas are combined, or where carts or trolleys must be used.


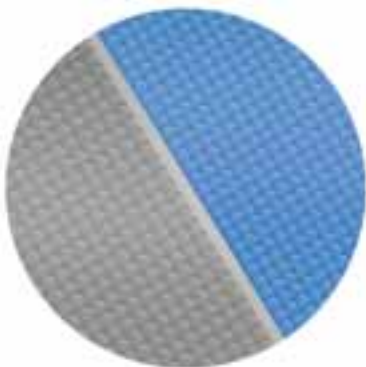
- Moulded bevelled edges will not curl up, thus eliminating trip hazards
- Any size or any shape - will always be one piece: No overlapping or worn out connecting mats
- Ergonomic design stimulates the body to increase blood circulation and alertness
- Silicone and latex-free
- Warranty up to 3 years

DIN 53505, EN ISO 527-1, ASTM D 624

| LxW (mm) | Thickness (mm) | Colour | Pk | Cat. No. |
|---------------------|----------------|--------|----|----------|
| Basic Bubble | | | | |
| 600x900 | 15 | Grey | 1 | 115-1149 |
| 600x1200 | 15 | Grey | 1 | 115-1150 |
| 600x1500 | 15 | Grey | 1 | 115-1151 |
| 600x1800 | 15 | Grey | 1 | 115-1152 |
| 900x900 | 15 | Grey | 1 | 115-1167 |
| 900x1200 | 15 | Grey | 1 | 115-1168 |
| 900x1500 | 15 | Grey | 1 | 115-1169 |
| 900x1800 | 15 | Grey | 1 | 115-1170 |
| 1200x1200 | 15 | Grey | 1 | 115-1185 |
| 1200x1500 | 15 | Grey | 1 | 115-1186 |
| 1200x1800 | 15 | Grey | 1 | 115-1187 |
| Basic Smooth | | | | |
| 600x900 | 11 | Grey | 1 | 115-1202 |
| 600x1200 | 11 | Grey | 1 | 115-1203 |
| 600x1500 | 11 | Grey | 1 | 115-1204 |
| 600x1800 | 11 | Grey | 1 | 115-1205 |
| 900x900 | 11 | Grey | 1 | 115-1220 |
| 900x1200 | 11 | Grey | 1 | 115-1221 |
| 900x1500 | 11 | Grey | 1 | 115-1222 |
| 900x1800 | 11 | Grey | 1 | 115-1223 |
| 1200x1200 | 11 | Grey | 1 | 115-1238 |
| 1200x1500 | 11 | Grey | 1 | 115-1239 |
| 1200x1800 | 11 | Grey | 1 | 115-1240 |



Cleanroom anti-fatigue mats, Infinity Bubble and Smooth



115-0745